



DIN 874 T2
NF E 11-104

Hardened steel to
≥ 650 HV 10


Models with length
up to 200 mm in a
plastic bag.
Models from 300 mm in a
wooden case.

Declaration
of conformity

ROCH Bevelled Straight Edges

Provided with 1 bevelled edge – Also with Heat insulating handle.

	mm	µm
0951750002	75	2
0951750003	100	2
0951750004	125	3
0951750005	150	3
0951750006	200	3
0951750007	300	3
0951750008	400	4
0951750009	500	4
0951750010	600	5
0951750011	750	5



Factory
standard

Stainless steel
to 200 HRB
(not tempered)
or ≥ 550 HV 30 (tempered)

Accuracy class
0 or 1

Suited
carrying case

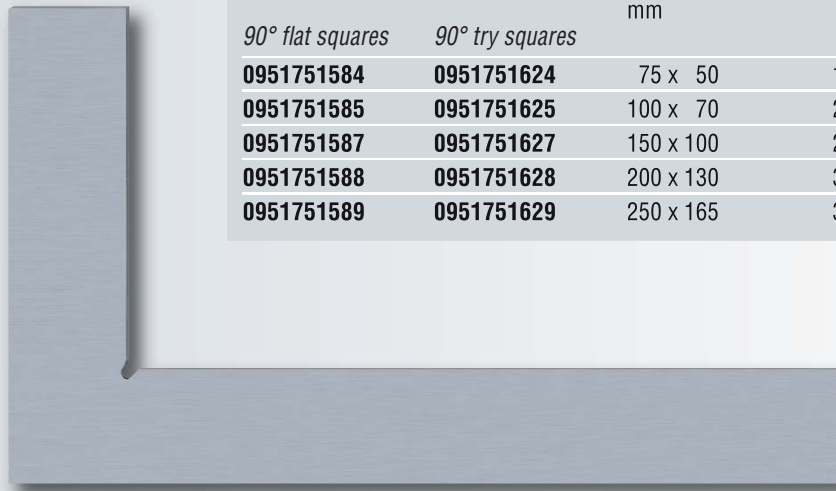
Declaration
of conformity

ROCH Flat and Try Squares







Made from stainless steel


Accuracy class 0, not tempered

		Length of beams mm	Section mm	µm
<i>90° flat squares</i>	<i>90° try squares</i>			
0951751584	0951751624	75 x 50	15 x 5	7
0951751585	0951751625	100 x 70	20 x 5	7
0951751587	0951751627	150 x 100	28 x 6	8
0951751588	0951751628	200 x 130	32 x 7	9
0951751589	0951751629	250 x 165	35 x 8	10









Accuracy class 0, tempered

						
<i>90° flat squares</i>	<i>90° try squares</i>	Length of beams mm	Flat squares section of beams mm	Try squares section long beam mm	short beam mm	
0951751523	0951751543	50 x 40	15 x 4	16 x 2	14 x 10	7
0951751524	0951751544	75 x 50	15 x 4	18 x 2	14 x 10	7
0951751525	0951751545	100 x 70	20 x 5	18 x 2	16 x 10	7
0951751527	0951751547	150 x 100	30 x 6	22 x 2	20 x 12	8
0951751528	0951751548	200 x 130	30 x 7	26 x 3	24 x 14	9
0951751530	0951751550	300 x 200	40 x 8	32 x 3	30 x 18	11



Accuracy class 1, not tempered

				
<i>90° flat squares</i>	<i>90° try squares</i>	Length of beams mm	Section mm	µm
0951751564	0951751604	75 x 50	15 x 5	14
0951751565	0951751605	100 x 70	20 x 5	15
0951751567	0951751607	150 x 100	28 x 6	18
0951751568	0951751608	200 x 130	32 x 7	20
0951751569	0951751609	250 x 165	35 x 8	23
0951751570	0951751610	300 x 200	40 x 8	25
0951751572	0951751612	500 x 330	50 x 10	35
0951751574	0951751614	750 x 500	60 x 12	43
0951751575	0951751615	1000 x 660	70 x 14	60





Factory standard

Hardened steel

Suited plastic case

Brown & Sharpe Try Square Set



06739001

Brown & Sharpe Try Square Set



mm

µm

Consisting of:

1 Try square	68 x 45	16
1 Try square	120 x 70	16
1 Try square	175 x 95	16



DIN 875
NFE 11-103

Stainless steel
hardened to
≥ 550 HV 30



Accuracy
class 00



Suited
carrying case



Declaration
of conformity



ROCH Bevelled Edge Squares

Made from stainless steel, hardened



Length
of beams
mm

Flat squares
Section
of beams
mm

Try squares
Section
long beam
mm

short beam
mm



µm

90°
flat squares

90°
try squares

0951751533	0951751553	50 x 40	14 x 4,5	16 x 2	14 x 10	3
0951751534	0951751554	75 x 50	16 x 4	18 x 2	14 x 10	3
0951751535	0951751555	100 x 70	20 x 5	18 x 2	16 x 10	3
0951751537	0951751557	150 x 100	28 x 6	22 x 2	20 x 12	4
0951751538	0951751558	200 x 130	30 x 7	26 x 3	24 x 14	4
	0951751560	300 x 200	40 x 8	32 x 3	30 x 18	5

